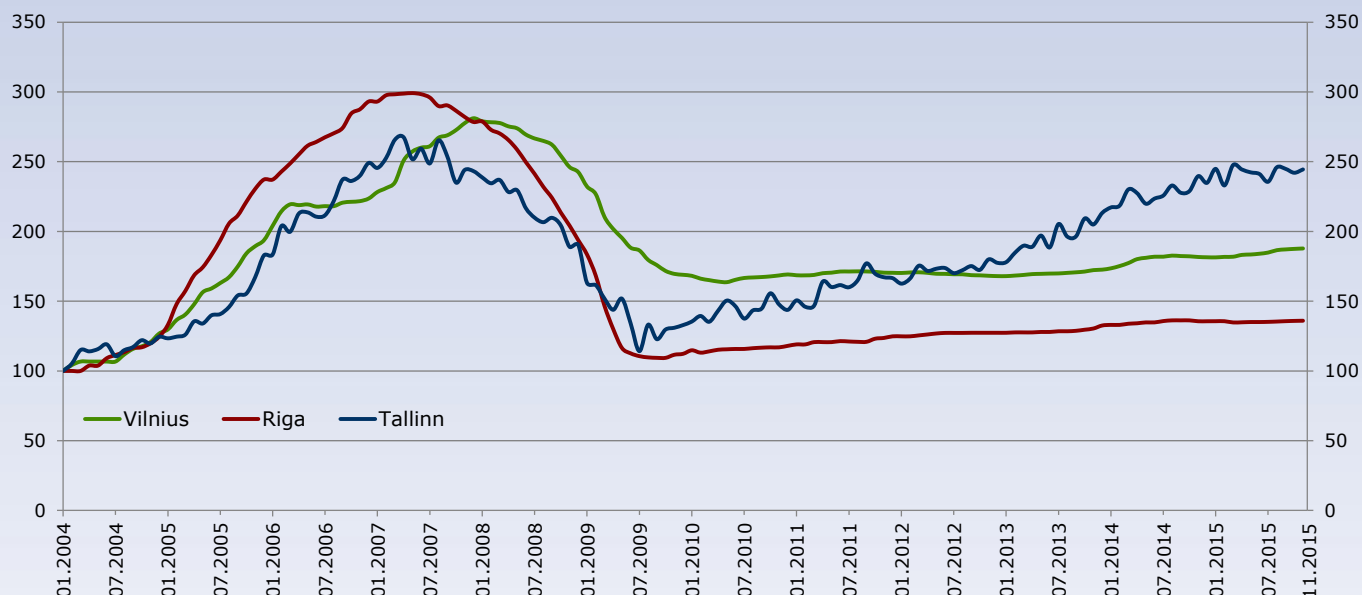


# Ober-Haus Baltic Apartment Price Index

**November 2015**

**Ober-Haus Baltic apartment price index**  
(January 2004 = 100)



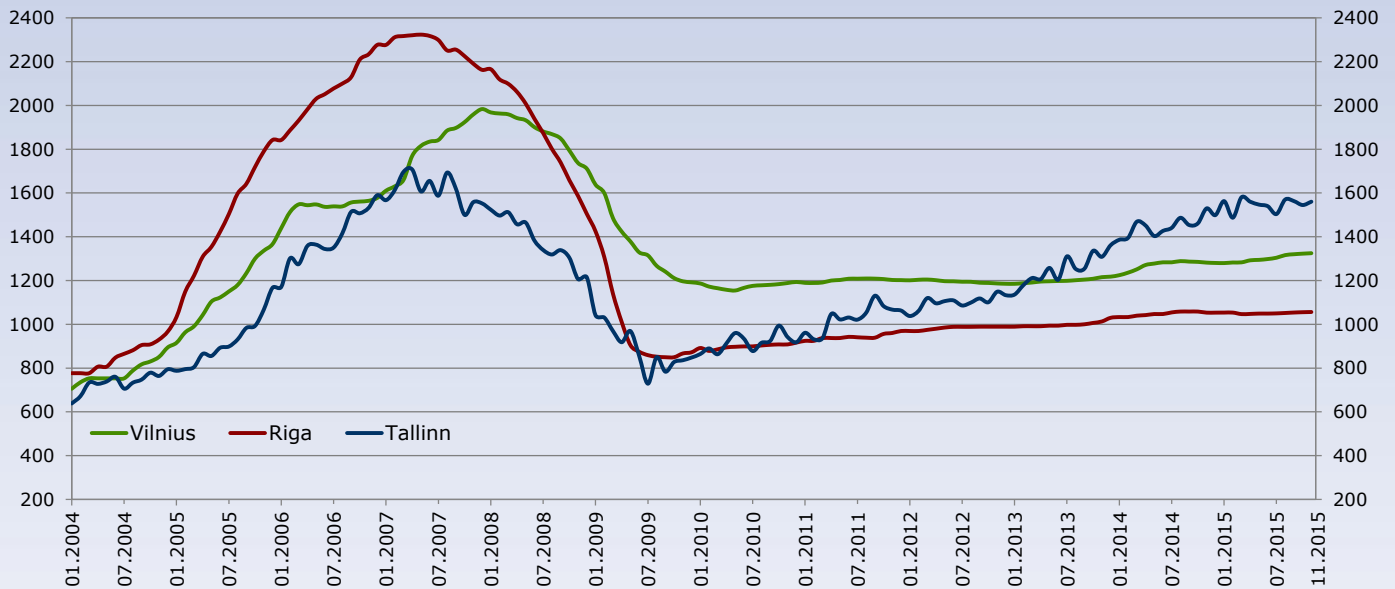
City	Change in last month	Change in last 12 months	Change from the highest value	Average price EUR/sqm
Vilnius	+0.2%	+3.4%	-33.2%	1,325
Riga	+0.1%	+0.3%	-54.5%	1,056
Tallinn	+1.0%	+2.0%	-8.6%	1,560

Apartment prices in Vilnius increased by **0.2%** to **1,325 EUR/sqm** in November 2015. During a year apartment prices in Vilnius increased by **3.4%** and since the last lowest price level in May 2010, apartment prices are higher by 14.8% (by 171 EUR/sqm). Residential market activity is showing signs of picking up in the second half of this year and the number of apartment transactions in January-November 2015 in Vilnius (8,786) is lower just by 2% compared with the same period in 2014.

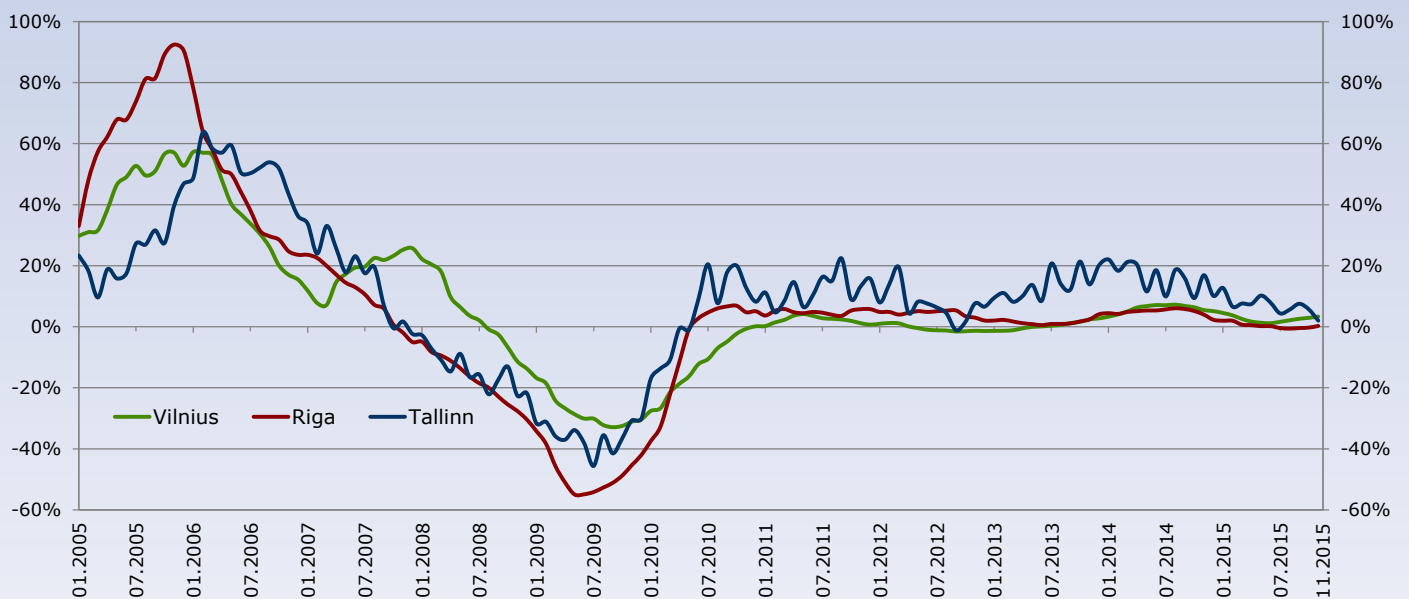
In November 2015 apartment prices in Riga increased by **0.1%** to the average price of **1,056 EUR/sqm**. Over the past 12 months, the average apartment price has increased **0.3%** (in October 2015, the annual decrease of apartment prices was 0.3%). In total there were 7,597 apartment transactions in January-November 2015 in Riga, which is almost 10% less than in the same period of 2014.

The average apartment price in Tallinn increased by **1.0%** to **1,560 EUR/sqm** in November 2015, which means that annual increase is **2.0%**. In total there were 7,866 apartment transactions in January-November 2015 in Tallinn, which is 15% more than in the same period of 2014.

**Average apartment prices in Baltic capitals**  
(EUR/sqm)



**Annual apartment price changes in Baltic capitals**



The Ober-Haus Baltic Apartment Price Index is the ownership of **Ober-Haus Real Estate Advisors**. Any information related to the content must be accompanied by reference to **Ober-Haus Real Estate Advisors**.