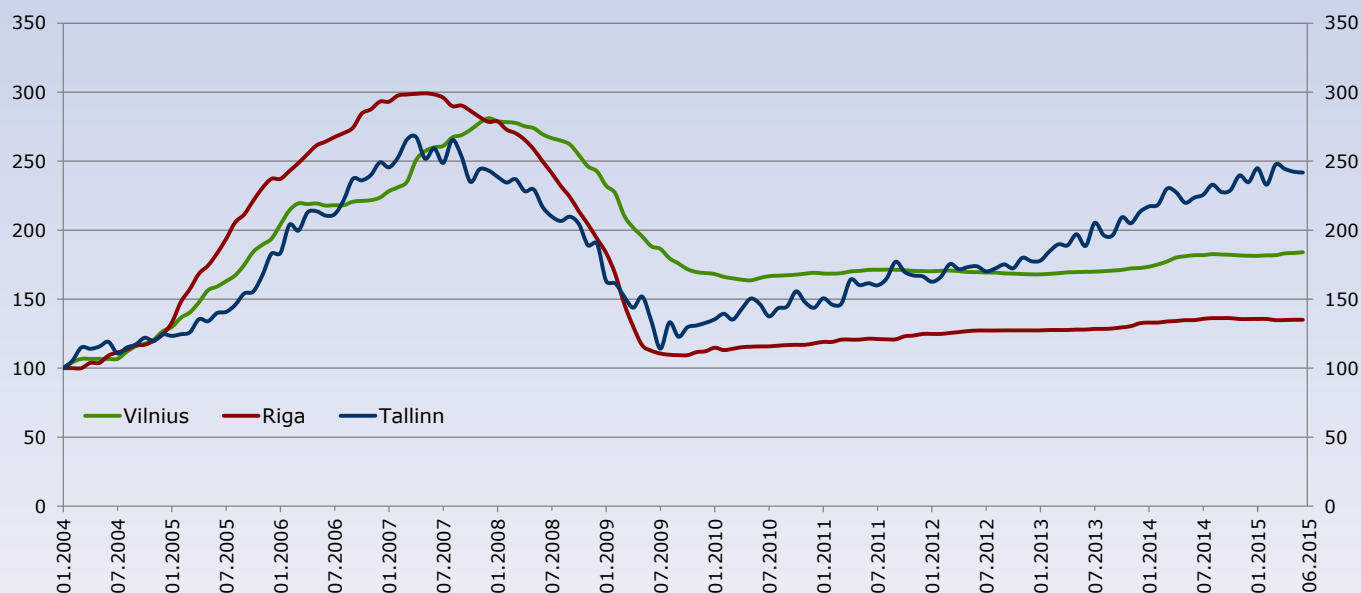


Ober-Haus Baltic Apartment Price Index

June 2015

Ober-Haus Baltic apartment price index
(January 2004 = 100)



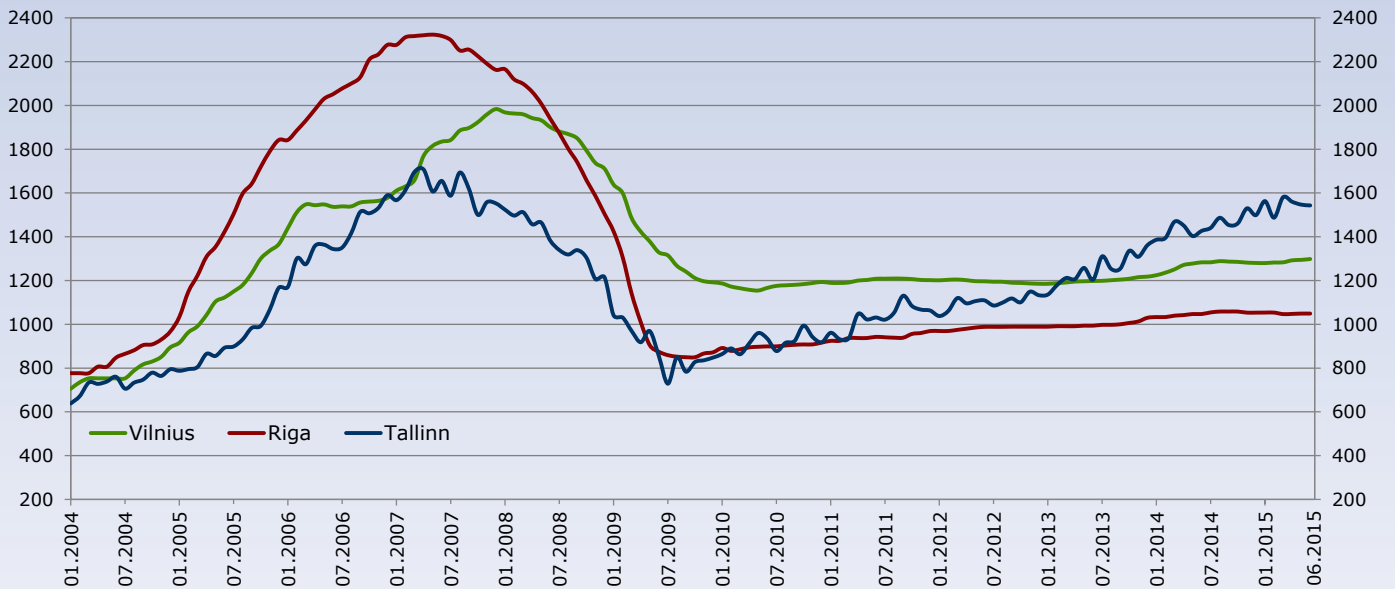
City	Change in last month	Change in last 12 months	Change from the highest value	Average price EUR/sqm
Vilnius	+0.3%	+1.2%	-34.5%	1,298
Riga	0.0%	+0.2%	-54.9%	1,049
Tallinn	-0.2%	+8.1%	-9.6%	1,543

Apartment prices in Vilnius increased by **0.3%** to **1,298 EUR/sqm** in June 2015. The annual pace of apartment price growth has been slowing for ten months in a row to **1.2%** in May. Since the last lowest price level in May 2010, apartment prices are higher by 12.5% (by 144 EUR/sqm). In January-June 2015, the number of apartment transactions in Vilnius decreased by almost 18% compared with the same period in 2014.

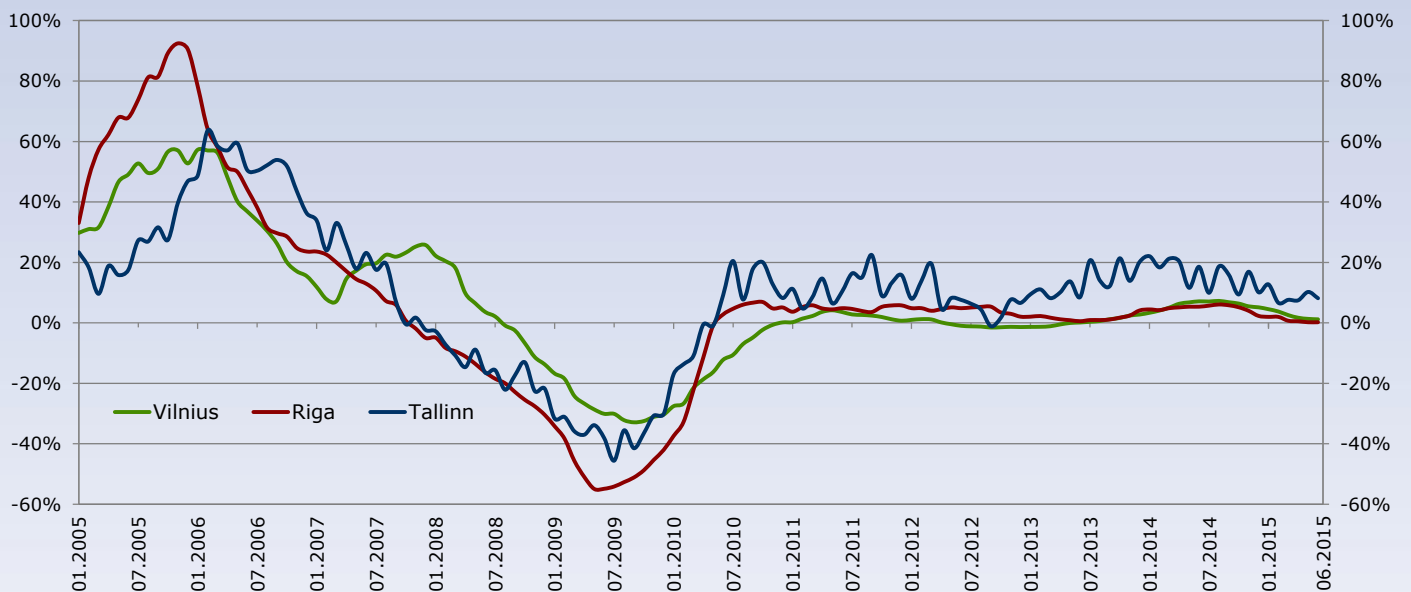
In June 2015 apartment prices in Riga remained stable with the average price of **1,049 EUR/sqm**. Over the past 12 months, the average apartment price has increased **0.2%** (in June 2014, the annual growth of apartment prices was 5.3%). In January-June 2015, the number of apartment transactions in Riga decreased by 17% compared with the same period in 2014.

The average apartment price in Tallinn decreased by **0.2%** to **1,543 EUR/sqm** in June 2015, which means that annual increase is **8.1%**. In total there were 4,215 apartment transactions in January-June 2015 in Tallinn, which is 15% more than in the same period of 2014.

Average apartment prices in Baltic capitals
(EUR/sqm)



Annual apartment price changes in Baltic capitals



The Ober-Haus Baltic Apartment Price Index is the ownership of **Ober-Haus Real Estate Advisors**. Any information related to the content must be accompanied by reference to **Ober-Haus Real Estate Advisors**.