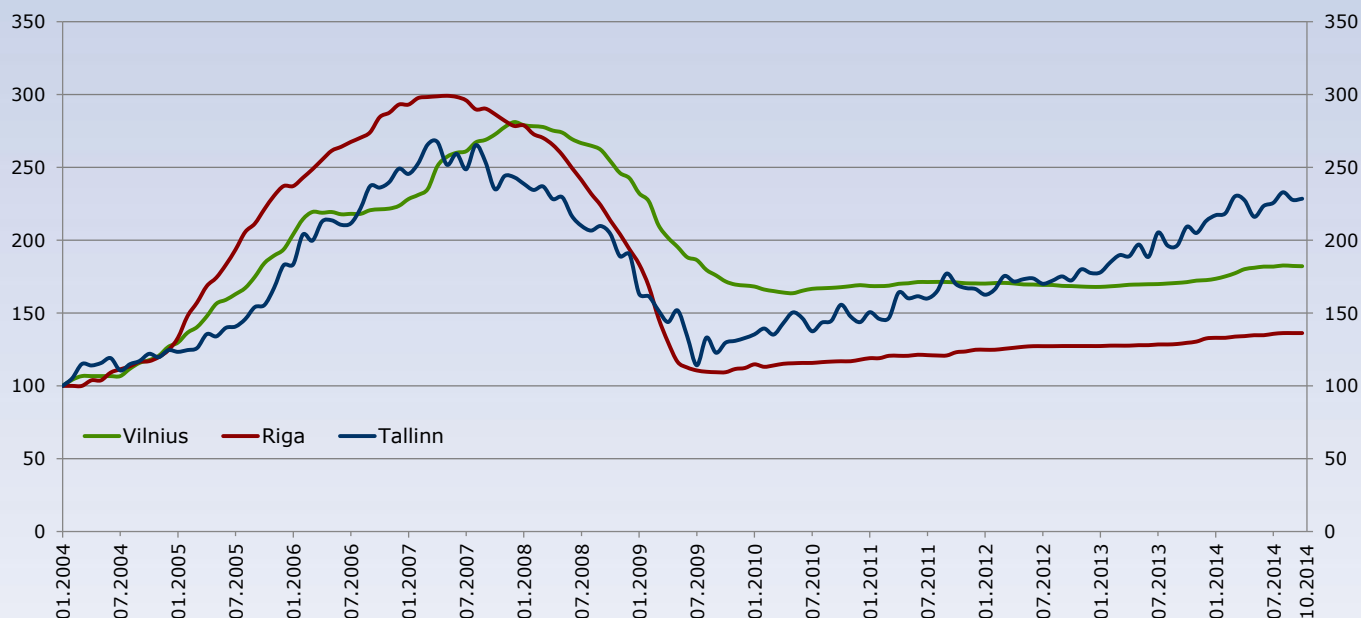


Ober-Haus Baltic Apartment Price Index

October 2014

Ober-Haus Baltic apartment price index
(January 2004 = 100)



City	Change in last month	Change in last 12 months	Change from the highest value	Average price EUR/sqm
Vilnius	-0.1%	+6.4%	-35.2%	1,285
Riga	0.0%	+5.2%	-54.5%	1,058
Tallinn	+0.3%	+9.2%	-14.6%	1,458

Apartment prices in Vilnius fell marginally in October 2014, down **0.1%**. This is the second successive monthly price fall in a row, which dropped the average price to **1,285 EUR/sqm**. The annual growth of apartment prices has decreased to **6.4%** (in September, the annual growth of apartment prices in the capital city was 6.8%). The biggest decrease in prices was recorded for apartments in residential districts. In January-October 2014, the number of apartment transactions in Vilnius increased by 13%, if compared to the same period of 2013.

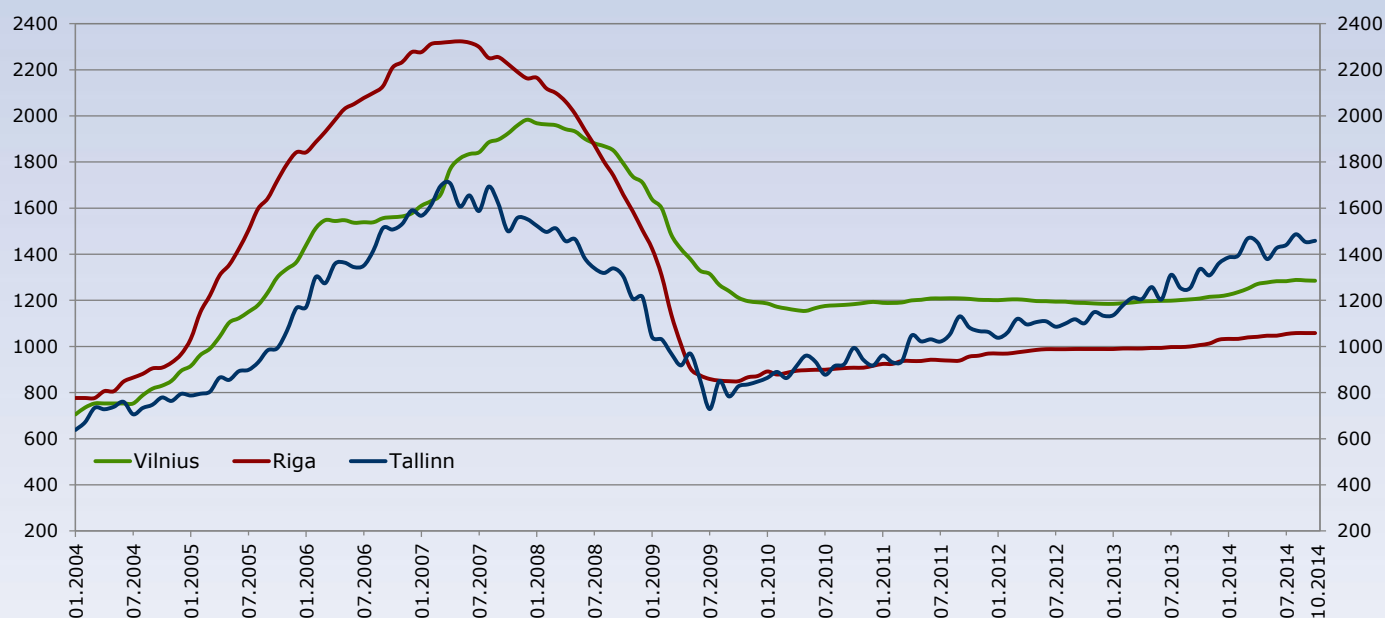
In October 2014 apartment prices in Riga remained stable with the average price of **1,058 EUR/sqm**. Over the past 12 months, the average apartment price has increased **5.2%**. Since the lowest price level (September-October 2009), apartment prices in Riga have raised 24.6% (+208 EUR/sqm). In January-October 2014, the number of apartment transactions in Riga increased only by 0.4%, if compared to the same period of 2013.

The average apartment price in Tallinn increased **0.3%** to **1,458 EUR/sqm** in October 2014, which means that annual increase is **9.2%**. In total there were 6,187 apartment transactions during ten months of 2014 in Tallinn, which is 4.2% less than in the same period of 2013.

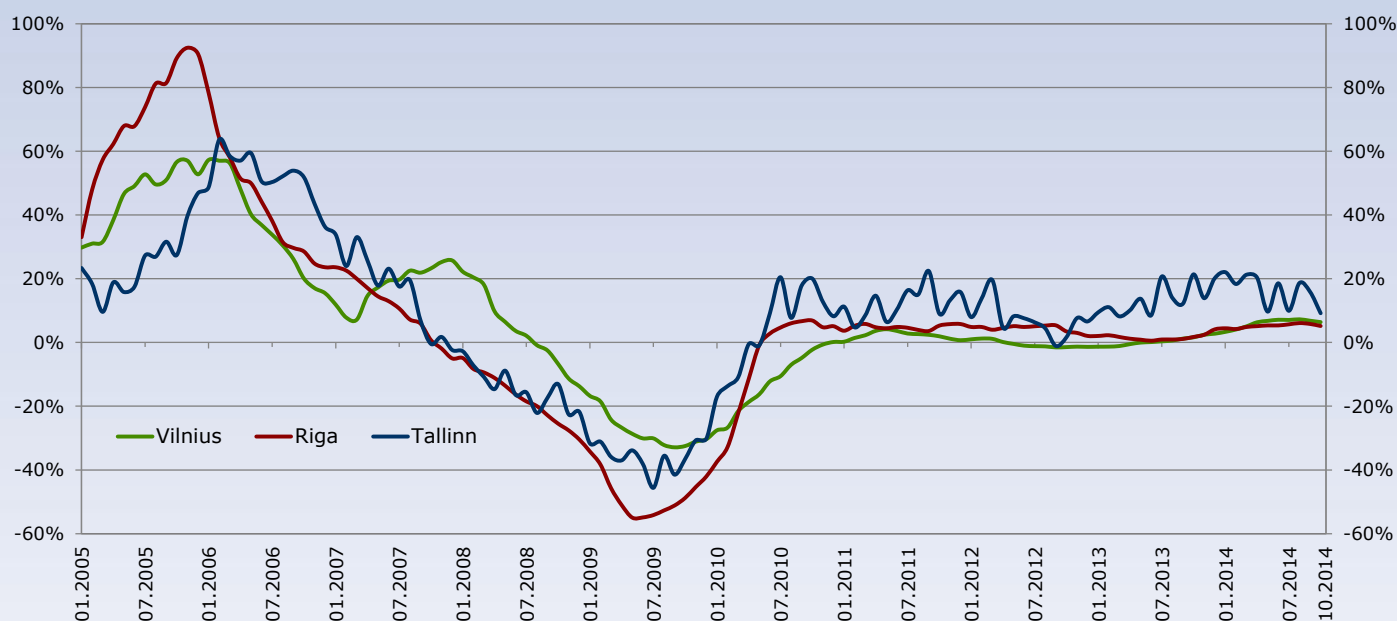
Ober-Haus Baltic Apartment Price Index

October 2014

Average apartment prices in Baltic capitals
(EUR/sqm)



Annual apartment price changes in Baltic capitals



The Ober-Haus Baltic Apartment Price Index is the ownership of **Ober-Haus Real Estate Advisors**. Any information related to the content must be accompanied by reference to **Ober-Haus Real Estate Advisors**.