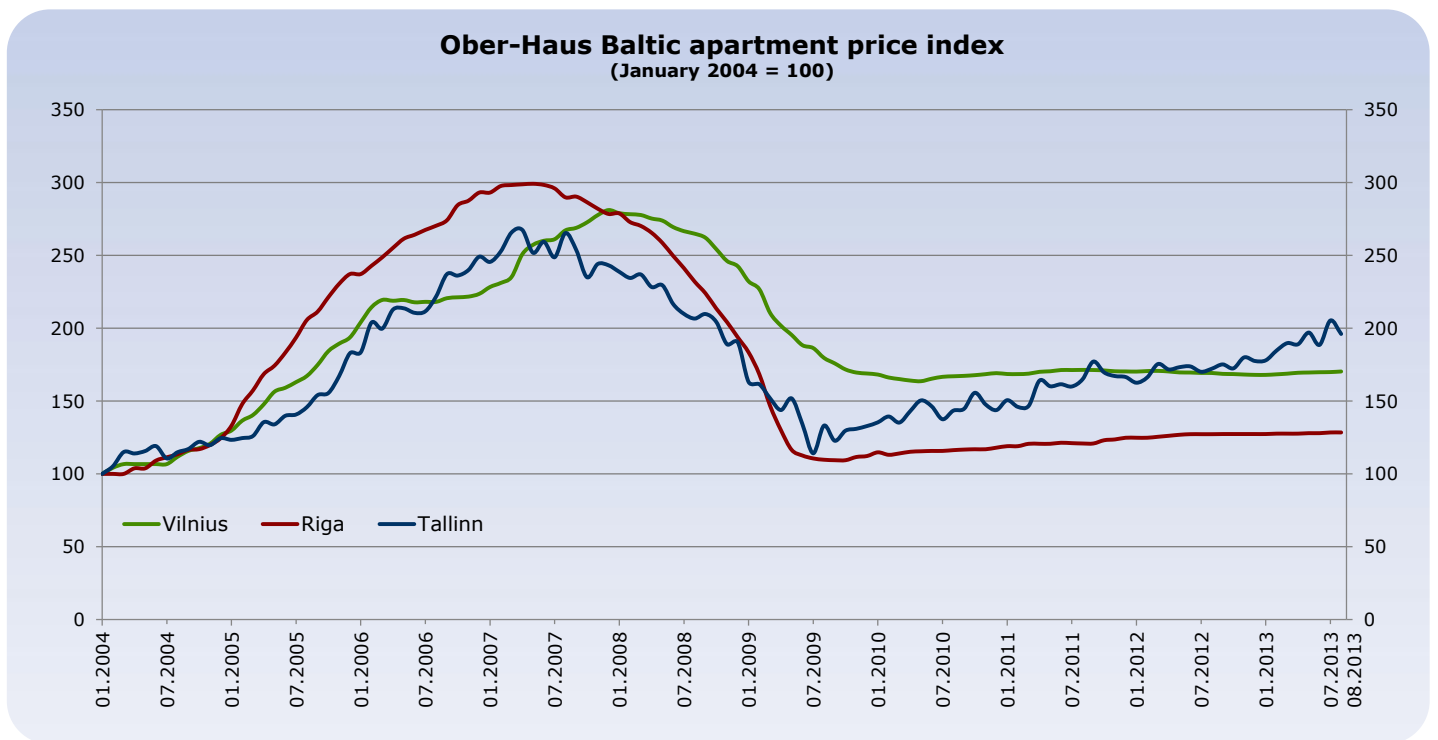


Ober-Haus Baltic Apartment Price Index

August 2013



City	Change in last month	Change in last 12 months	Change from the highest value	Average price EUR/sqm
Vilnius	+0.2%	+0.6%	-39.4%	1,201
Riga	0.0%	+0.9%	-57.1%	998
Tallinn	-4.5%	+13.8%	-26.7%	1,251

Vilnius apartment prices up for seventh month in a row, rising **0.2%** to **1,201 EUR/sqm** in August 2013. During a year apartment prices in Vilnius increased by **0.6%**, and since the last lowest price level (May 2010) have raised 4.1% (+47 EUR/sqm). The biggest increase in August was recorded for new construction (0.3%) and old construction (0.4%) apartments in residential districts of the capital.

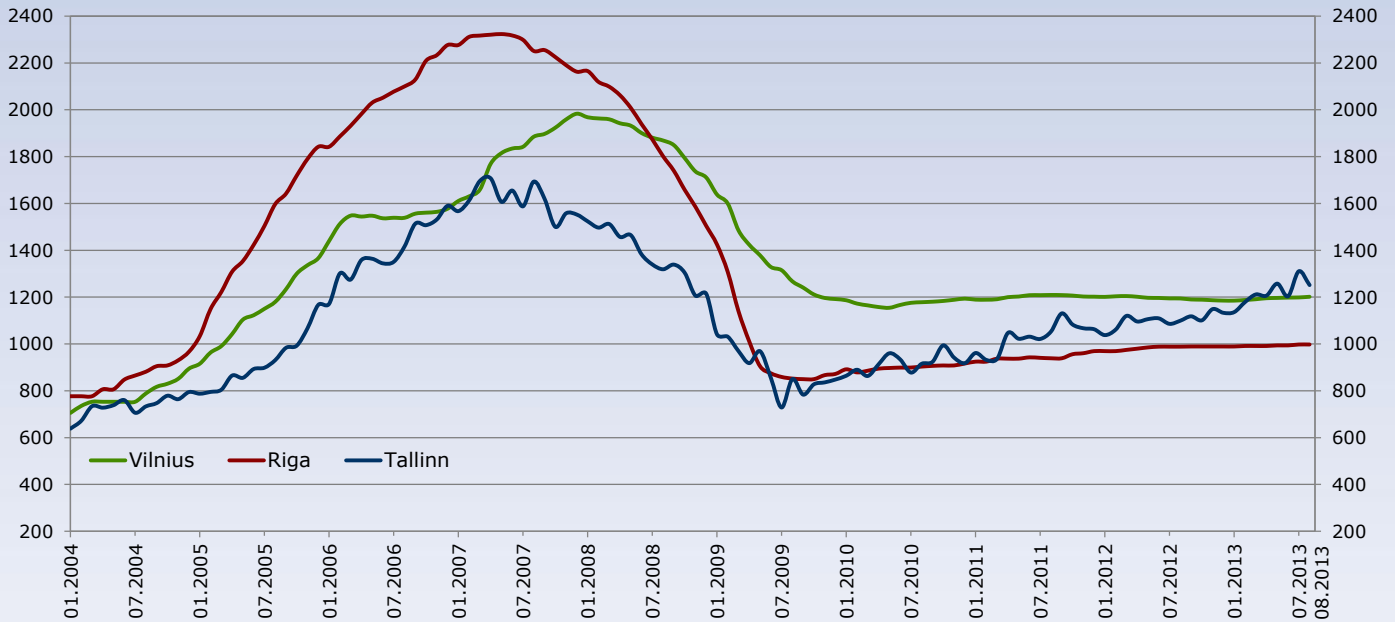
In August 2013, apartment prices in Riga remained stable, with an average price of **998 EUR/sqm**. Compared with August 2012, the average price has increased by **0.9%**. The number of apartment transactions in first six months of 2013 gone up by 12% compared with the same period of 2012.

The average apartment price in Tallinn decreased **4.5%** to **1,251 EUR/sqm** in August 2013. Compared with August 2012, average price have increased **13.8%**. There were in total 4,929 sale-purchase transactions involving flats during first eight months of 2013, which is 9.7% more than in the same period of 2012.

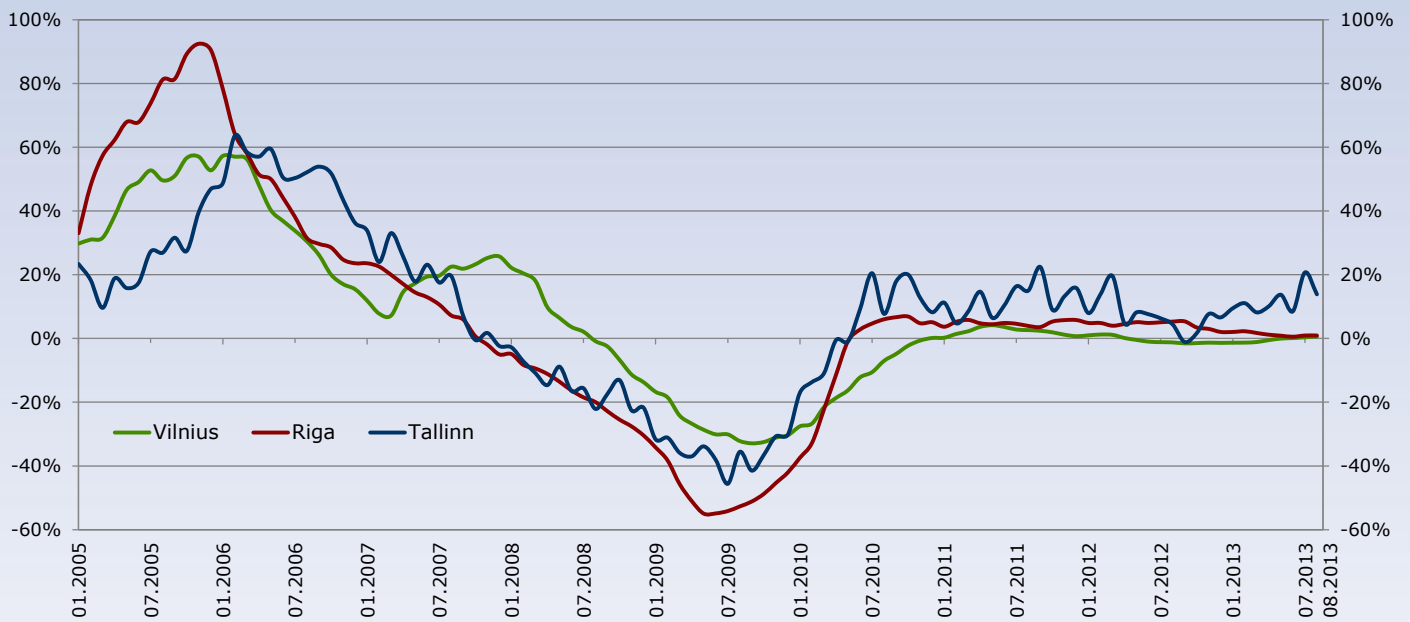
Ober-Haus Baltic Apartment Price Index

August 2013

Average apartment prices in Baltic capitals
(EUR/sqm)



Annual apartment price changes in Baltic capitals



The Ober-Haus Baltic Apartment Price Index is the ownership of **Ober-Haus Real Estate Advisors**. Any information related to the content must be accompanied by reference to **Ober-Haus Real Estate Advisors**.